



[VR-01LB-00, VR-01LB-01](#)

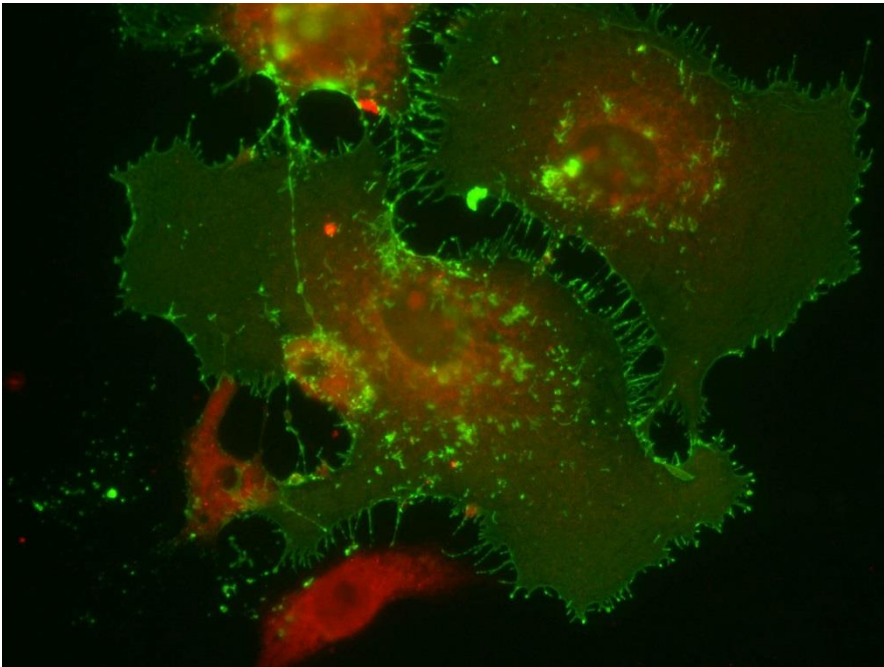
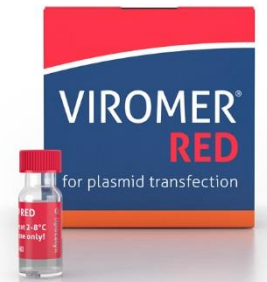


Fig. 1: Expression of a glutamate membrane transporter tagged with GFP in COS-7 fibroblasts transfected via a plasmid vector with Viomer® RED

>> approx. **80%** of transfected cells

Data from Prof C. Perego, University of Milan (Italy)



[VR-01LB-00](#), [VR-01LB-01](#)

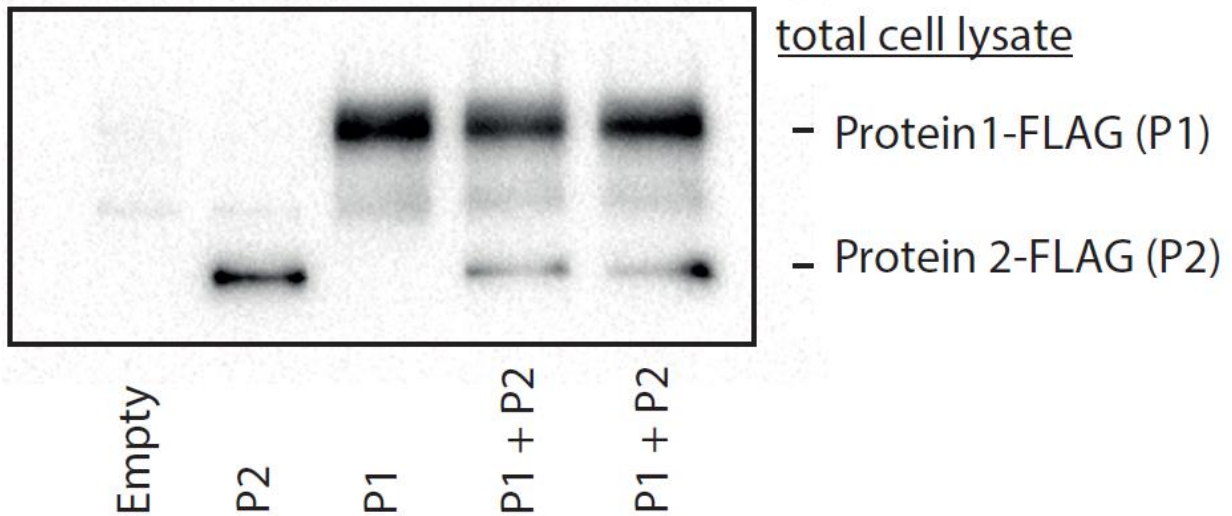


Fig. 2: Expression of 2 different proteins after single and co-transfection of plasmids in COS-7 fibroblasts with Viomer[®] RED

Data from Dr. B. Phung, Lunds University (Sweden)